LOYS

AKTIEN AUS ÜBERZEUGUNG

FACTSHEET | **LOYS Sicav - LOYS Global** | SHARE CLASS P | As of: 26.11.2026

Investment Strategy

LOYS Global is an actively managed investment fund that focuses on global stock selection. The stock picking approach of the fund rests on a rigorous bottom-up research process which is accompanied by a proprietary quantitative valuation system. The main characteristics of LOYS Global are its long term focus, low turnover, high active share and a preference for undervalued companies with a strong commitment on shareholder value.

Fund Information

Fund name:	LOYS Sicav - LOYS Global P
Share class:	Share class P / Retail Share Class
WKN:	926229
ISIN:	LU0107944042
Valor:	1045557
Information Agent:	LOYS AG
Net-Asset-Value (NAV):	29.49 EUR
Agio:	5.00 %
Management fee:	0.80 %
Ongoing Charges:	1.79 %
Distribution policy:	Payout
Incentive fee:	10 % (High-Water-Mark)
Date of inception:	19. February 2000
AuM in Strategy:	89.2 milion EUR
Liquidity / Price fixing:	Daily

* management fees cover all fund expenditures, no hidden fees

Facts and Figures (gross)

Performance 1 year	13.5 %
Performance 3 years	7.0 %
Performance 5 years	-4.5 %
Performance 10 years	15.7 %
Performance YTD	14.4 %
Performance since 30.12.2004	186.1 %
Best month*	16.0 %
Worst month*	-20.1 %
Ratio of positive months*	62.2 %
longest loosing period*	5 months
maximum drawdown*	-52.9 %
Volatility*	14.4 %

*observation period: since 19. February 2000

Fund Management Commentary

With a net gain of 3.9 per cent, the LOYS Global enjoyed a golden October. Rising oil prices and protests in France dominated the financial markets over the past four weeks. On balance, the equity markets remained relatively unfazed in October, apart from a correction in semiconductor and AI shares towards the end of the month. Brazil, however, proved to be a real rollercoaster ride, with a run-off election initially sparking euphoria, only for the incumbent to be re-elected two weeks later. Whilst the Brazilian real weakened, the US dollar recently gained ground against the euro. The Japanese yen also trended higher. The market is now eagerly awaiting the US mid-term elections. CTS Eventim was added to the LOYS Global portfolio after the company's shares had fallen sharply in the meantime. The same applies to the Finnish healthcare provider Terveystalo and Alcoa from the US. The oil services provider SLB and the data services provider MSCI were sold.

Performance LOYS Global (gross)[1]



Timeframe: January 2005 - November 2026 seit Übernahme des Fondmanagements durch Dr. Christoph Bruns
Source: Bloomberg, Hauck & Aufhäuser Investment Gesellschaft S.A. As of: 26.11.2026

Rolling 12 months intervals (gross)[1]

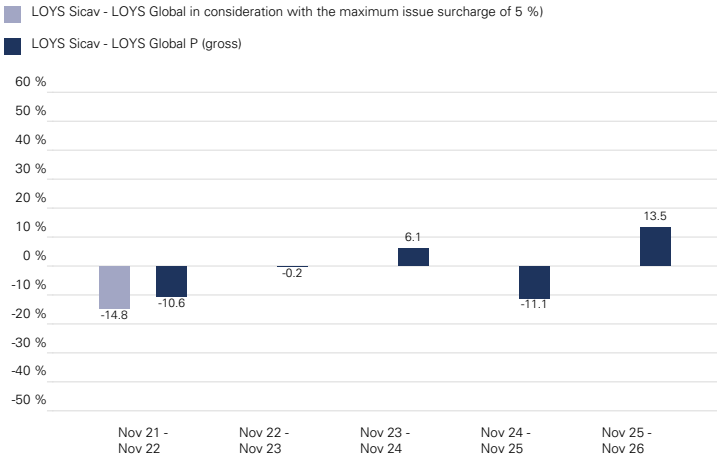

Source: Bloomberg, Hauck & Aufhäuser Investment Gesellschaft S.A. As of: 26.11.2026

Portfolio Overview LOYS Global

TOP-5-HOLDINGS (31.10.2026)

EDAG	3.33 %
888 Holdings	2.75 %
MAX Automation	2.40 %
Tecnicas Reunidas	2.23 %
Mitek Systems	1.91 %

Country-Allocation (31.10.2026)

USA	41.13 %
Deutschland	15.20 %
Großbritannien	7.53 %
Frankreich	6.86 %
Schweiz	6.78 %

Industries-Allocation (31.10.2026)

Information Technology	26.65 %
Consumer Discretionary	20.19 %
Financials	11.40 %
Health Care	10.85 %
Industrials	10.26 %

Source: Hauck & Aufhäuser Investment Gesellschaft S.A.

Performance in Percent (gross)

Year	Jan	Feb	Mar	Apr	May	Jun	Jul	Aug	Sep	Oct	Nov	Dec	Year
2017	-0.9	1.9	1.7	0.6	0.4	-0.7	0.1	-1.0	5.4	3.1	0.4	1.6	13.1
2018	-0.1	-2.3	-2.8	4.6	1.1	-2.7	3.4	0.2	0.8	-6.8	-1.2	-10.2	-15.7
2019	8.3	2.3	1.1	4.1	-6.3	2.7	-0.7	-3.7	4.5	0.7	3.2	0.6	17.1
2020	-3.4	-8.3	-20.1	11.6	3.1	1.1	-4.3	6.6	-3.0	-4.7	16.0	1.9	-8.2
2021	1.5	2.9	8.6	0.0	2.1	1.4	-0.6	1.7	-0.7	-0.2	-4.5	3.8	16.4
2022	-2.1	-6.6	-2.2	-2.4	2.2	-8.8	7.7	-4.1	-8.5	6.4	6.3	-3.2	-16.0
2023	7.4	2.1	-1.4	2.6	-3.4	2.7	2.9	-3.2	-2.8	-6.7	4.8	7.4	11.7
2024	-0.8	-3.6	2.6	-0.8	4.3	-4.1	4.0	-4.7	-1.1	-2.3	6.6	4.0	3.2
2025	3.4	-1.3	-6.1	-7.3	4.8	-1.3	0.9	1.1	0.5	0.3	-10.1	-1.0	-16.1
2026	-2.4	1.4	-1.2	5.2	4.7	-0.3	4.4	2.5	-2.2	3.9	-2.1	-	14.4

Rolling 5-year Intervals (gross)

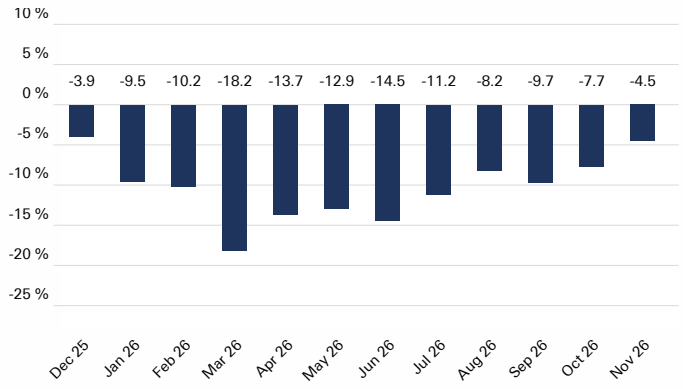

Source: CleverSoft FondsDB™; as per end of month

Return/Risk Diagram

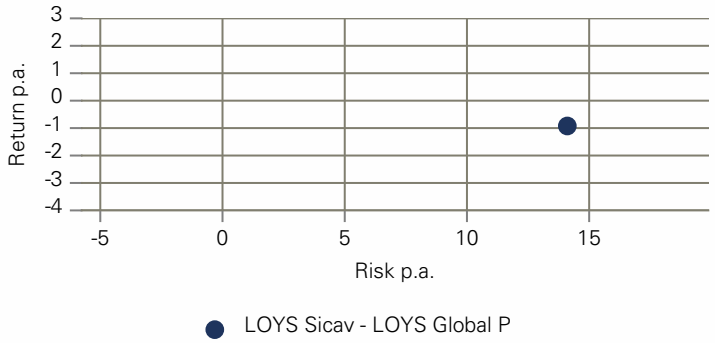

Timeframe: November 2021 - November 2026
Source: Bloomberg, Hauck Aufhäuser Lampe Privatbank AG

LOYS AG at a Glance

Company Philosophy

- Owner-managed independent company with aligned interests
- Board and management are invested in the funds
- Specialization on equity markets
- Fair and transparent fee structure

Investment Philosophy

- Active and consequent fund management
- Value driven, fundamental bottom-up approach
- Investments are defined by quantitative and qualitative factors
- Consistent execution of investment decisions

Fund Manager

- Highly experienced Fund Management
- Proven, successful track-record
- Continuous outperformance of MSCI World Index
- Backed by experienced, qualified investment team

Contact

LOYS AG
Barckhausstr. 10
60325 Frankfurt am Main
T: 069-2475444-0
F: 069-2475444-19
Mail: info@loys.de
www.loys.de

Important Information:

[1]The gross value development (BVI method) takes into account all costs incurred at fund level (for example, the management fee) with the exception of any front-end load that may be incurred (this is otherwise marked separately). Additional costs may be incurred individually at customer level (e.g. custody account fees, commissions and other fees). Model calculation (net): One investor would like to purchase units for EUR 1000. With a maximum initial sales charge of 5%, he or she must spend a one-off of EUR 50. Additionally, custody account costs may be incurred which affect the performance of the portfolio reduce the deposit costs. The custody account costs result from the price and service list of your Bank. Historical performance is not a reliable indicator of future performance. This document is advertising pursuant to section 31 (2) WpHG. This elaboration does not replace individual investor- and investment-oriented advice.This document is for informational purposes only and does not constitute an offer or solicitation of an offer for the LOYS Sicav - LOYS Global and may not be used as an offer or solicitation. Predictive statements are based on assumptions. Since all assumptions, predictions and statements simply reflect the current view of future events, they are quite naturally subject to inherent risks and uncertainties. Thus, they should not be regarded as guarantees or promises regarding future performance. Investors are alerted that future performance can vary greatly from past results. Especially performance results referring to a period of less than twelve months (Year-to-date-performance, start of investment fund within the last twelve months) does not reliably indicate future results due to the short period of comparison. Hence, the future performance of the investment cannot be guaranteed. Sole basis for the purchase of units are the offering documents of this product (the latest prospectus, the Key Investor Information Document, the latest statement of accounts and - if older than 8 months - the latest half-year review) that can be requested free of charge from LOYS AG, Barckhausstr. 10, 60325 Frankfurt am Main, from HAUCK & AUFHÄUSER INVESTMENT GESELLSCAHFT S.A., R.C.S.LUXEMBURG NR. B. 31.093, 1c, rue Gabriel Lippmann, L - 5365 Munsbach, as well as from representative in Switzerland 1741 Group, Burggraben 16, 9000 St. Gallen, www.1741group.com and from the paying agent in Switzerland, Frankfurter Bankgesellschaft (Schweiz) AG, Börsenstrasse 16, Postfach, 8022 Zürich). The paying and information agent in Germany is Hauck & Aufhäuser Privatbankiers KGaA, Kaiserstraße 24, D-60311 Frankfurt am Main.
The units issued by this fund may only be offered for purchase or sold in jurisdictions in which such offer or sale is permitted. The units of this fund may not therefore be offered for purchase or sold within the USA or to or for the account of US citizens or US persons domiciled in the USA. This document and the information contained herein may not be distributed in the USA. The distribution and publication of this document and the offering or sale of the fund's units may be subject to restrictions in other jurisdictions as well.

Sales documents for the fund are available free of charge from:

LOYS AG
Barckhausstr. 10
60325 Frankfurt am Main

Hauck & Aufhäuser Fund Services S.A.
1c, rue Gabriel Lippmann
5365 Munsbach

ABN AMRO Bank N.V. Luxembourg Branch
7, rue Gabriel Lippmann
5365 Munsbach

ABN AMRO Asset Servicing
a brand of ABN AMRO Bank N.V. Frankfurt Branch
Kaiserstraße 24
60311 Frankfurt am Main

Existing memberships of the LOYS AG:

VUV Verband unabhängiger Vermögensverwalter Deutschland e.V.

FVI Verein zur Förderung der Investmentidee in Deutschland e.V.

PRIVATE WEALTH MANAGEMENT Alumni e.V.