LOYS

AKTIEN AUS ÜBERZEUGUNG

FACTSHEET | **LOYS Philosophie Bruns** | SHARE CLASS B | As of: 26.11.2026

Investment Strategy

The investment strategy of the LOYS Philosophie Bruns Fund may generally be categorized as "Long/Short Equity, long biased". Our edge is the identification and exploitation of undervalued stocks on the international developed equity markets. Our investment universe thereby is not limited to specific countries or sectors; in principle any stock exchange traded company all around the world can be a potential investment. On basis of a fundamental bottom-up analysis, the fund will trade equity that is significantly undervalued. We demand a margin of safety and do not enter a new position until we have identified a high-quality share that trades with at least 30% discount to its fair value. The foremost criteria for the portfolio composition is the absolute attraction of the traded company itself, which is measured by the degree of the undervaluation that we have identified. The composition of the fund solely depends on the number and the attraction of the available equity that meet our requirements. Accordingly, the fund does not have to be fully invested on the equity markets: whenever the portfolio manager considers that no or not enough investment opportunities are meeting our criteria described above, the fund holds cash.

Fund Information

Fund name:	LOYS Philosophie Bruns B Publikums Tranche
Share class:	Share class B / Retail
WKN:	A0H08U
ISIN:	DE000A0H08U6
Valor:	2466784
Information Agent:	LOYS AG
Net-Asset-Value (NAV):	397.89 EUR
Agio:	5.00 %
Management fee:	0.80 %
TER excl. Performance Fee (last FY):	1.63 %
Distribution policy:	Retention
Incentive fee:	max. 10 % (High-Water-Mark)
Date of inception:	08. February 2006
AuM in Strategy:	243.9 milion EUR
Liquidity / Price fixing:	Daily

* management fees cover all fund expenditures, no hidden fees

Facts and Figures (gross)

Performance 1 year	14.3 %
Performance 3 years	46.9 %
Performance 5 years	43.5 %
Performance 10 years	103.1 %
Performance YTD	11.9 %
Performance since 08.02.2006	303.5 %
Best month*	13.8 %
Worst month*	-26.1 %
Ratio of positive months*	64.7 %
longest loosing period*	4 months
maximum drawdown*	-48.4 %
Volatility*	14.4 %

*observation period: since 08. February 2006

Fund Management Commentary

LOYS Philosophie Bruns closed out the first full month of autumn with growth of just under 2 per cent. Rising oil prices and protests in France dominated the financial markets over the past four weeks. On balance, the stock markets remained relatively unfazed in October, apart from a correction in semiconductor and AI shares towards the end of the month. Brazil, however, proved to be a real rollercoaster ride, with a run-off election initially sparking euphoria, only for the incumbent to be re-elected two weeks later. Whilst the Brazilian real weakened, the US dollar recently gained ground against the euro. The Japanese yen also trended higher. The market is now eagerly awaiting the US mid-term elections. In the LOYS Philosophie Bruns portfolio, positions in Euronet Worldwide, Super Micro Computer and Einhell Germany were increased. The Norwegian aluminium producer Norsk Hydro was added to the portfolio for the first time.

Performance LOYS Philosophie Bruns (gross)[1]

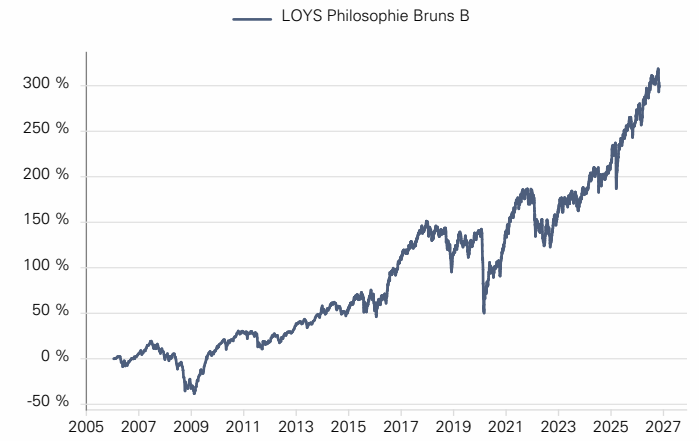

Timeframe: February 2006 - November 2026
Source: Hauck & Aufhäuser Fund Services S.A., LOYS AG
As of: 26.11.2026

Rolling 12 months intervals (gross)[1]

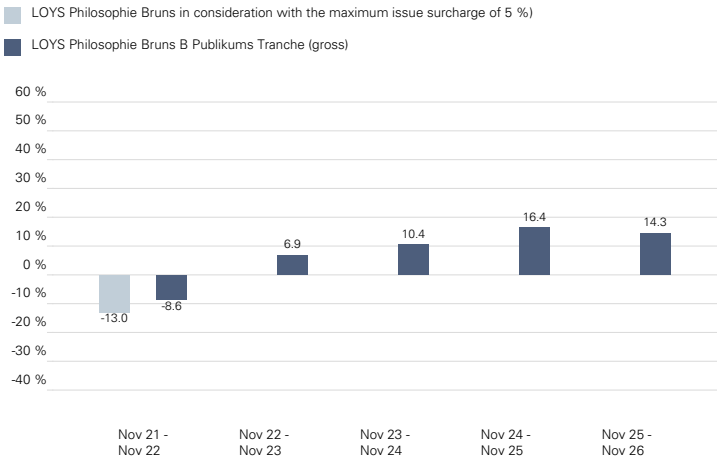

Source: LOYS AG
As of: 26.11.2026

Portfolio Overview LOYS Philosophie Bruns

TOP-5-HOLDINGS (31.10.2026)

Tecnicas Reunidas	2.91 %
Nomura	2.17 %
HP Enterpr.	2.14 %
Federated Investors	1.93 %
SBM Offshore	1.92 %

Country-Allocation (31.10.2026)

USA	18.45 %
Deutschland	13.84 %
Großbritannien	11.02 %
Japan	9.58 %
Frankreich	5.91 %

Industries-Allocation (31.10.2026)

Consumer Discretionary	17.65 %
Financials	14.71 %
Information Technology	14.42 %
Industrials	13.70 %
Energy	8.17 %

Source: Bloomberg, Hauck & Aufhäuser Investment Gesellschaft S.A, LOYS AG

Performance in Percent (gross)

Year	Jan	Feb	Mar	Apr	May	Jun	Jul	Aug	Sep	Oct	Nov	Dec	Year
2017	3.8	1.9	0.1	0.8	2.6	-1.4	0.9	3.7	2.5	1.6	-0.7	2.4	19.7
2018	0.1	-0.9	-5.2	2.6	2.1	-2.2	1.9	-0.1	0.6	-8.9	0.6	-11.6	-19.9
2019	9.9	2.8	3.2	3.2	-4.8	1.3	-0.8	-4.1	5.3	0.3	2.2	1.7	21.1
2020	-1.6	-7.1	-23.0	9.6	6.1	1.4	-4.4	5.6	2.4	-6.5	13.8	4.4	-4.7
2021	3.5	3.1	5.5	0.6	3.0	2.7	0.2	2.9	-0.4	1.1	-3.7	2.8	23.3
2022	-1.7	-6.1	-3.7	-2.4	3.5	-8.0	4.1	1.5	-9.1	7.4	6.7	-0.7	-9.6
2023	5.8	2.2	-1.6	0.9	-0.5	1.7	3.0	-2.5	0.8	-4.5	3.9	4.2	13.6
2024	-1.3	0.9	3.9	0.2	3.8	-1.5	1.5	-2.5	-0.9	-1.0	2.9	0.6	6.8
2025	3.7	3.0	-0.3	-3.0	5.5	1.3	2.6	1.9	0.8	0.9	-1.2	1.1	17.3
2026	3.1	2.4	-4.7	5.9	2.4	-1.6	4.4	1.5	-1.7	1.9	-1.6	-	11.9

Rolling 5-year Intervals (gross)

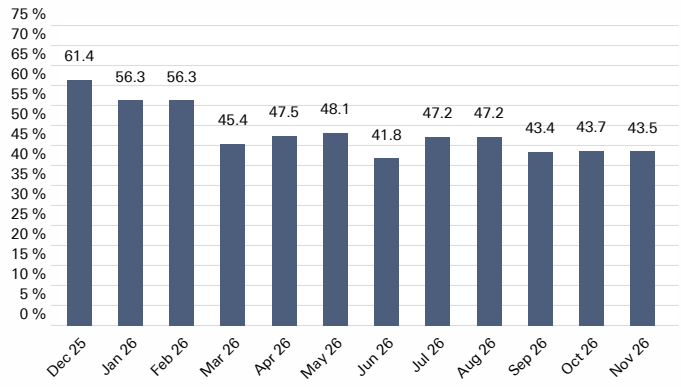

Source: CleverSoft FondsDB™; as per end of month

Return/Risk Diagram

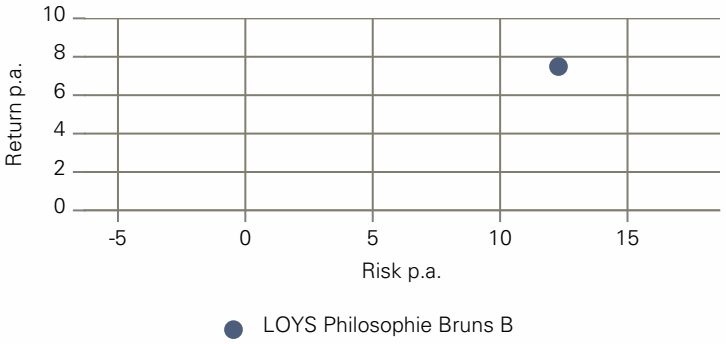

Timeframe: November 2021 - November 2026
Source: Bloomberg, Hauck Aufhäuser Lampe Privatbank AG

LOYS AG at a Glance

Company Philosophy

- Owner-managed independent company with aligned interests
- Board and management are invested in the funds
- Specialization on equity markets
- Fair and transparent fee structure

Investment Philosophy

- Active and consequent fund management
- Value driven, fundamental bottom-up approach
- Investments are defined by quantitative and qualitative factors
- Consistent execution of investment decisions

Fund Manager

- Highly experienced Fund Management
- Proven, successful track-record
- Continuous outperformance of MSCI World Index
- Backed by experienced, qualified investment team

Contact

LOYS AG
Barckhausstr. 10
60325 Frankfurt am Main
T: 069-2475444-0
F: 069-2475444-19
Mail: info@loys.de
www.loys.de

Important Information:

[1]The gross value development (BVI method) takes into account all costs incurred at fund level (for example, the management fee) with the exception of any front-end load that may be incurred (this is otherwise marked separately). Additional costs may be incurred individually at customer level (e.g. custody account fees, commissions and other fees). Model calculation (net): One investor would like to purchase units for EUR 1000. With a maximum initial sales charge of 5%, he or she must spend a one-off of EUR 50. Additionally, custody account costs may be incurred which affect the performance of the portfolio reduce the deposit costs. The custody account costs result from the price and service list of your Bank. This document is for informational purposes only and does not constitute an offer or solicitation of an offer for the LOYS Philosophie Bruns and may not be used as an offer or solicitation. Predictive statements are based on assumptions. Since all assumptions, predictions and statements simply reflect the current view of future events, they are quite naturally subject to inherent risks and uncertainties. Thus, they should not be regarded as guarantees or promises regarding future performance. Investors are alerted that future performance can vary greatly from past results. Especially performance results referring to a period of less than twelve months (Year-to-date-performance, start of investment fund within the last twelve months) does not reliably indicate future results due to the short period of comparison. Hence, the future performance of the investment cannot be guaranteed. Sole basis for the purchase of units are the offering documents of this product (the latest prospectus, the Key Investor Information Document, the latest statement of accounts and - if older than 8 months - the latest half-year review) that can be requested free of charge from LOYS AG, Barckhausstr. 10, 60325 Frankfurt am Main, from Ampega Investment GmbH, Charles-de-Gaulle-Platz 1, 50679 Köln. The paying and information agent in Germany is Hauck & Aufhäuser Privatbankiers KGaA, Kaiserstraße 24, 60311 Frankfurt am Main.
The units issued by this fund may only be offered for purchase or sold in jurisdictions in which such offer or sale is permitted. The units of this fund may not therefore be offered for purchase or sold within the USA or to or for the account of US citizens or US persons domiciled in the USA. This document and the information contained herein may not be distributed in the USA. The distribution and publication of this document and the offering or sale of the fund's units may be subject to restrictions in other jurisdictions as well.

Sales documents for the fund are available free of charge from:

LOYS AG
Barckhausstr. 10
60325 Frankfurt am Main

Hauck & Aufhäuser Fund Services S.A.
1c, rue Gabriel Lippmann
5365 Munsbach

ABN AMRO Bank N.V. Luxembourg Branch
7, rue Gabriel Lippmann
5365 Munsbach

ABN AMRO Asset Servicing
a brand of ABN AMRO Bank N.V. Frankfurt Branch
Kaiserstraße 24
60311 Frankfurt am Main

Existing memberships of the LOYS AG:

VUV Verband unabhängiger Vermögensverwalter Deutschland e.V.

FVI Verein zur Förderung der Investmentidee in Deutschland e.V.

PRIVATE WEALTH MANAGEMENT Alumni e.V.